

# VOLVO PENTA INDUSTRIAL DIESEL

# TAD750VE

170kW (231 hp) / 181 kW (246 hp) / 200 kW (272hp) crankshaft power acc. to ISO 3046

The TAD750VE is a powerful, reliable and economical Versatile Diesel Engine built on the dependable Volvo in-line six design.

## Durability & low noise

Designed for easiest, fastest and most economical installation. Well-balanced to produce smooth and vibration-free operation with low noise level, featured with high torque.

To maintain a controlled working temperature in cylinders and combustion chambers, the engine is equipped with piston cooling. The engine is also fitted with replaceable cylinder liners and valve seats/guides to ensure maximum durability and service life of the engine.

## Operational economy and low exhaust emissions

The common rail injection and charging system with low internal losses contributes to excellent combustion and low fuel consumption.

The TAD750VE complies with EPA/CARB Tier 3 and EU stage III exhaust emission regulations. These regulations are met by using V-ACT™ (Volvo Advanced Combustion technology). V-ACT includes a flexible high pressure fuel injection system, an air management system and an enhanced electronic controller.


## Easily service & maintenance

Easily accessible service and maintenance points contribute to the ease of service of the engine.

## Technical description

### Engine and block

- Optimized cast iron cylinder block with optimum distribution of forces
- Wet, replaceable cylinder liners
- Piston cooling for low thermal load on pistons and reduced ring temperature
- Drop forged steel connecting rods
- Crankshaft induction hardened bearing surfaces and fillets with seven bearings for moderate load on main and big-end bearings
- Keystone top compression rings for long service life
- Viscous type crankshaft vibration damper to withstand torsional vibrations
- Replaceable valve guides and valve seats



## Features

- High torque at low revolutions and fast response
- Withstands high sulphur fuels
- Fully electronic with Volvo Penta EMS II, both CAN-bus & Stand Alone Interface (optional)
- High power density
- EPA Tier III / EU stage III emission compliant
- Same footprint as stage 2

- Three PTO positions at flywheel end
- Lift eyelets
- Flywheel for flexible coupling and friction clutch
- Transport brackets
- Pulley for AC compressor
- Efficient and reliable waste-gate turbo charger

### Lubrication system

- Full flow integrated oil cooler, side mounted
- Full flow disposable spin-on oil filter, for extra high filtration
- Rotary displacement lubricating oil pump, gear driven by the crankshaft
- Deep centre oil sump

### Fuel system

- Non-return fuel valve
- Fuel pre-filter with water separator and water-in-fuel indicator/alarm. Integrated hand-pump.
- Belt driven low-pressure fuel pump
- Common rail fuel injection system

### Cooling system

- Air to air intercooling

- Belt driven, maintenance-free coolant pump with high degree of efficiency
- Fan hub
- Efficient cooling with accurate coolant control through a water distribution duct in the cylinder block
- Reliable thermostat with minimum pressure drop

### Electrical system

- Engine Management System 2 (EMS 2), an electronically controlled processing system which optimizes engine performance. It also includes advanced facilities for diagnostics and fault tracing.
- The instruments and controls connects to the engine via the CAN SAE J1939 interface, either through the Control Interface Unit (CIU) or the Digital Control Unit (DCU)
- Sensors for oil pressure, oil temp, boost pressure, boost temp, coolant temp, water in fuel, fuel pressure and two speed sensors.
- Alternator 24V/ 80A
- Starter motor 5.5kW

**VOLVO  
PENTA**

# TAD750VE

## Standard and Optional equipment

### Engine

- Automatic belt tensioner •
- Lift eyelets •
- Flywheel housing with conn. acc. to SAE 2 •
- Flywheel for clutch SAE 10" and 11.5" •
- Flywheels for ZF, DANA and Allison –
- SAE 1 and SAE 3 flywheel housings –
- Vibration dampers •

### Engine suspension

- Front engine brackets •
- Flexible engine mountings –

### Lubrication system

- Central oil sump Sheet metal, 30° all directions •
- Oil sump, deep in front sump –
- Short oil dipstick, in front •
- Flexible dipstick –
- Oil filling on top •

### Fuel system

- Fuel prefilter with integrated hand pump and water in fuel indicator •

### Intake and exhaust system

- Closed crankcase ventilation –
- Turbocharger, high, Exhaust towards flywheel, air inlet elbow •

### Cooling system

- Fan Ø 600, 660, 700 mm •
- Fan hub 63 mm •
- Alternative fan positions –

### Control system

- Engine Management System 2 (EMS 2) with CAN-bus interface SAE J1939 •
- CIU, Control Interface Unit –
- DCU, Digital Control Unit –

### Electrical system

- Alternator 24V / 80A •
- Alternator 24V / 140A –
- Starter motor, 24V / 5.5kW •
- Connector for extra starter motor –
- 24V glow plugs with power relay •

### Miscellaneous

- Hydraulic Pump –
- Coolant pre-heater –
- Crankshaft pulley –
- Air compressors, 1 and 2 cylinders –

### Engine Packing

- Preservation / Packing / Standard •

- optional equipment or not applicable,
- included in standard specification

## Technical Data

### General

Engine designation.....	TAD750VE
Number of cylinders.....	in-line 6
Method of operation .....	4-stroke
Bore, mm (in.).....	108 (4.25)
Stroke, mm (in.).....	130 (5.12)
Displacement, l (in <sup>3</sup> ).....	7.15 (436)
Compression ratio.....	18.1:1
Dry weight, kg (lb).....	650 (1433)
Wet weight, kg (lb).....	681(1501)

### Performance - TAD750VE ICFN Power 170 kW

ICFN Power, without fan at 2300 rpm, kW (hp).....	170 (231)
Torque, standard at 1500 rpm, Nm (lbf ft).....	952 (702)

### Performance - TAD750VE IFN Power 181 kW

IFN Power, without fan at 2300 rpm, kW (hp).....	181 (246)
Torque, standard at 1500 rpm, Nm (lbf ft).....	1050 (775)

### Performance - TAD750VE IFN Power 200 kW

IFN Power, without fan at 2300 rpm, kW (hp).....	200 (272)
Torque, standard at 1500 rpm, Nm (lbf ft).....	1050 (775)

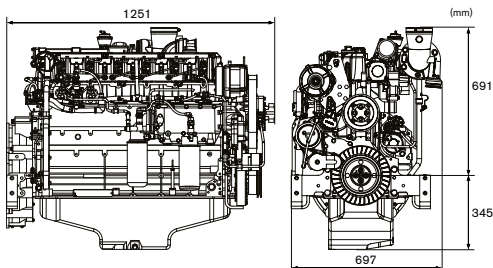
### Lubrication system

Oil system capacity incl filters, liters (US gal).....	23 (6.08)
--	-----------

For details see Technical data

## Dimensions TAD750VE

Not for installation

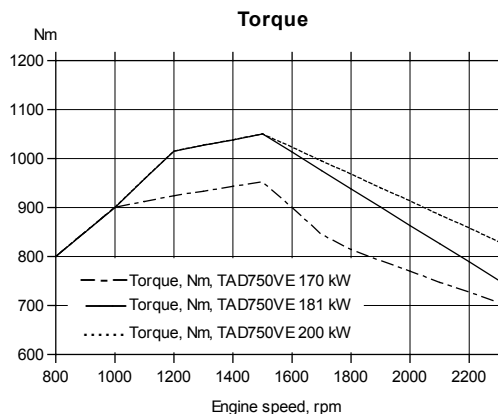
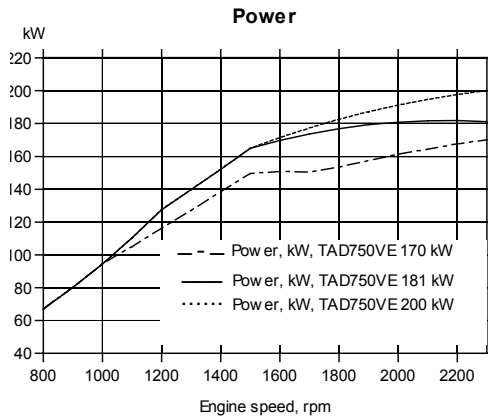


### Power Standards

The engine performance corresponds to ISO 3046, BS 5514 and DIN 6271. The technical data applies to an engine without cooling fan and operating on a fuel with calorific value of 42.7 MJ/kg (18360 BTU/lb) and a density of 0.84 kg/litre (7.01 lb/US gal, 8.42 lb/Imp gal), also where this involves a deviation from the standards.

### Rating Guideline

IFN Power rating corresponds to ISO Overload Power. It is intended for applications where intermittent power is utilized less than 1 hour within any period of 12 hours of continuous operation. The average load factor must not exceed the continuous rating. ICFN Power rating corresponds to ISO Standard Power for continuous operation. It is intended for constant load applications with uninterrupted service at full load for extended periods of time. The average load factor must not exceed 70% of the continuous rating when operating at continuous speed and load.



Note! Not all models, standard equipment and accessories are available in all countries. All specifications are subject to change without notice. The engine illustrated may not be entirely identical to production standard engines.

# VOLVO PENTA

**AB Volvo Penta**  
SE-405 08 Göteborg, Sweden  
www.volvopenta.com