

IPS 800/950



General Data

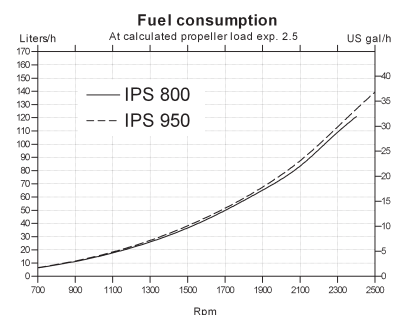
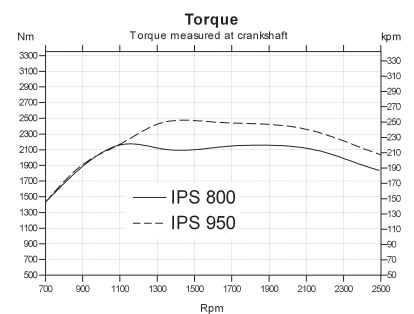
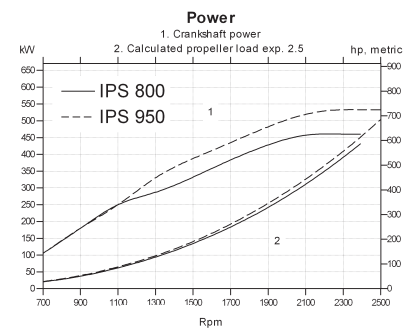
System designation	IPS800	IPS950
Engine displacement, l (in ³)	10.84 (661.3)	10.84 (661.3)
Configuration	in-line 6	in-line 6
Crankshaft power, kW (hp)	460 (626) @ 2400 rpm	533 (725) @ 2500 rpm
Propshaft power, kW (hp)	435 (591) @ 2400 rpm	504 (685) @ 2500 rpm
Aspiration	Twin entry turbo and compressor	
Rating	R4*	R5*
Package dry weight, approx. kg (lb)	1800 (3968)	1800 (3968)
Propeller series	P2-P7, PS4-PS5	P2-P7
Voltage	24V	24V
Emission compliance	IMO NO _x , EU RCD, US EPA Tier 3	
Application	Twin/multiple engine installation in planing hulls	
Speed range	22 to 40 knots	

Technical data according to ISO 8665. With fuel having an LHV of 42700 kJ/kg and density of 840 g/liter at 15 °C (60 °F).

Merchant fuel may differ from this specification which will influence engine power output and fuel consumption.

*RATING 4. For light planing craft in commercial operation

**RATING 5. For pleasure craft applications, and can be used for high speed planing crafts in commercial applications



**VOLVO
PENTA**

IPS 800/950

Technical description:

Engine and block

- Cylinder block made of cast iron
- One-piece cast-iron cylinder head
- Ladder frame fitted to engine block
- Replaceable wet cylinder liners and valve seats/guides
- Drop forged crankshaft with induction hardened bearing surfaces and fillets with seven main bearings
- Four-valve-per-cylinder layout with overhead camshaft and center position of unit injectors
- Each cylinder features cross-flow inlet and exhaust ducts
- Gallery oil-cooled cast aluminum alloy pistons with three piston rings
- Rear-end transmission

Engine mounting

- Flexible engine mounting

Lubrication system

- Integrated oil cooler in cylinder block
- Symmetrically positioned twin full flow oil filter of spin-on type and by-pass filter

Fuel system

- Electronic high pressure unit injectors
- Gear-driven fuel pump and injection timing
- Electronically controlled central processing system (EMS – Engine Management System)
- Single fine fuel filter of spin-on type, with water separator and water alarm

Air inlet and exhaust system

- Mid-positioned twin entry turbocharger with aftercooler
- Air filter with replaceable inserts
- Wet exhaust elbow (option)
- Loss of sea water alarm

Cooling system

- Seawater-cooled tubular heat exchanger
- Coolant system prepared for hot water outlet

- Easily accessible seawater impeller pump in rear end

Electrical system

- 24V with extra 12V/115A or 24V/80A alternator

Instruments/controls

- Complete instrumentation/display packages, including e-key, the electronic key from Volvo Penta.
- Electronic remote control for throttle and shift
- Plug-in connectors



Learn more about Volvo Penta IPS and the unique functions the IPS system can be extended with.

More information

Contact your local Volvo Penta dealer for more information regarding Volvo Penta engines and optional equipment/accessories or visit www.volvopenta.com



Download the Volvo Penta dealer locator App for your iPhone or Android

VOLVO PENTA

AB Volvo Penta

SE-405 08 Göteborg, Sweden
www.volvopenta.com

Not all models, standard equipment and accessories are available in all countries. All specifications are subject to change without notice. The engine illustrated may not be entirely identical to production standard engines.